



The SPADE



The "SPADE" is the newsletter of the Gardeners of Greater Cleveland founded on January 1, 1932 as the Men's Garden Club of Cleveland. Its editor is Vince Staffileno who may be reached at vrs1023@gmail.com or 440-479-7897. Visit our web site at <http://www.gardenersofgreatercleveland.org>.

September 10th Meeting



Our September meeting is our annual Horticulture Show. Please refer the **August Special Edition of the Spade** for details for exhibiting your entry into the show.

Please note that the deadline for the purchase of plants to be used in your display was July 10th. Plants purchased after that date are not eligible for entry into the show.


Bring your entries to the Penthouse of 1 Bratenahl Place between **5:00 and 6:15 PM** on September 10th. Any entry after 6:15 will not be **accepted**. Use the elevators at either end of the corridor on the ground floor. The Penthouse is on the top floor. Please contact the Show Chair, Mark Occhionero, Julie Henry or Tom Davis with any questions.

See added notes about the Horticultural show on pages 2, 8, 9 & 10.

Please call your team captain with your "Dinner Reservation" by Thursday September 6th.

There will be a Board Meeting starting at 5:00 PM on 9/10/2018 in the Penthouse. PLEASE BE PROMPT.

President's Letter



Welcome back from vacations and lots of gardening. How nice is it as we approach fall to see nature's bounty on display, be it at home or at a farmer's market. We start the year (so to speak) with the annual Horticulture Show under the direction of Mark Occhionero, Julie Henry and Tom Davis. Everyone is encouraged to scout out those special plants in your gardens or elsewhere, clean them up and bring them for display and judging.

As you can tell from The Spade, members have been active attending the national convention in Fort Wayne and enjoying themselves at the club's summer outing at the West Creek Reservation. Ginnie and I have had two unique gardening experiences to tell you about. We were able to spend a few hours at Longwood Gardens in Kennett Square, PA. We were struck by the attention to detail in the care of their flower beds bursting with color and their collection of dahlia's in anticipation of the Dahlia Society meeting in Philadelphia this fall. In contrast, we also saw the documentary at the CMA, Five Seasons: The Gardens of Piet Oudolf. A self-taught landscape designer, his work includes the High Line in New York City and features structure, grasses and muted colors. He has created the "New Perennial" movement. We've seen two ends of the gardening spectrum, the formal garden and a new approach to landscaping.

Even as warm as it has been, it is almost time to start thinking about getting our gardens ready for the winter; hard to believe. Hope to see you at the next meeting.

Dave

Horticultural Show



Everybody who plans to enter the Horticulture Show on September 10 should bring TWO return address labels for every entry. It will save you a lot of time filling out the entry cards. We will supply the cards and help you fill them out. A scan of the entry card is attached.

You should:

- Bring two return address labels.
- Know the name and the variety of the plant or vegetable you are bringing.
- Read the instructions so you bring the right number of flowers, vegetables or berries.
- Make sure the entry was owned by you before July 10.
- Clean up your plant and pot; no dead leaves, no spent flowers, no mud on the pot and NO bugs!
-

Good luck and have fun!

Mark, Julie and Tom

June Board Meeting



The following are the minutes of the June Board Meeting:

Treasurer's Report: John Budnik reported that the gross income from the Plant Sale to date is \$7003.80, expenses including the Rockefeller Greenhouse share - \$3,124.36, profit \$3,879.44., Club members growing plants and member plant donations contributed to the larger profit seen this year. Checks for \$1,500.00 apiece have been prepared for the three scholarship winners.

Program: The summer outing to the West Creek Reservation will be conducted by Fred Robinson. A special announcement of the date will be sent out when the date is finalized.

September Horticultural Show – Tom Davis asked that all members participate. Changes and additions to the categories, and rules should make participation and awards much more accessible. A special show edition will be sent to members via **The Spade**.

V.A. Project: Bob Pindell reported that a good portion of the \$500 allotted was used to purchase plants for the V.A. Garden. Members Bob and Sandra Pindell, Larry Kell, Lou Dressler, John Tilisky and Dave Dawson, all of whom are military veterans or spouse, planted the deeply appreciated garden. A portion of the money is being held to purchase additional plantings for later in the season. A new person to obtain plants is needed.

Scholarship: Fred Robinson reported that all certificates and checks are ready for the evening's presentation. Neither Milan Busta nor Arthur Steinmetz are able to attend this evening's event. Scholarships will be presented to Brandon Best – West Geauga High School – Ed Tuhela Instructor; Madison (Holden) Morra – Orange High School - Kemberly Haydu, Instructor; Mary Brent – Homeschool and Auburn Career Center, David Richards, Instructor.

Nominating Committee: The 2019 Nominating Committee is as follows
Bob Pindell, Andy Kosiorek, Julie Henry and Dave Dawson, ex-officio.

Sound System – Lou Pelton reported that the sound system is completely assembled and now includes 2 hand-held mics, 2 lapel mics and 1 head mic. Progress on co-operation with 1 Bratenahl Place is being made concerning cost, storage and usage.

Members Gardens – Hank Doll. 12 members have indicated areas of expertise that they are willing to share. Additional names will be collected this evening. How and when discussions with our club resource members take place is in process.

Membership – Lou Pelton presented Claire Posius who was voted in as a new member.

Discussion followed concerning the accuracy and distribution of the membership list. The membership list on the website contains names of people who no longer belong to the club. Lou Pelton and John Budnik will work together to bring the list up to date.

Comments for the Good of the Club

Iris Garden – Bob Pindell announced that the Iris Garden netted \$1700 from the plant sale and an additional \$900 from special distribution of plants for a total of \$2600.00.

Malachi House Garden Dedication: The dedication will take place on June 28th at 2:00 p.m. at 2810 Clinton Ave., Cleveland.

Fall Bulb Sale: Vince and Pat will meet to decide on a date.

TEAM 2 LOU DRASLER
216-481-6854

LOUIS.DRASLER@GMAIL.COM

TEAM 3 Z. HAROLD DAVIS JR.
216-283-7111

TEAM 4 FRED BURKHALTER
440-526-2888

K1200RSL@AOL.COM

TEAM 5 KEITH BEIHL
440-237-5824

TEAM 6 RON HARTMILLER
216-671-1408

R_HARTMILLER@YAHOO.COM

TEAM 7 JANE DAVIS
440-498-0472

TSD123@ROADRUNNER.COM8

TEAM 8 CATHERINE ROSS
216-970-2854

ESTROGEN05@YAHOO.COM

TEAM 9 DEBORAH KRAMARZ
216-731-6324

DEBORAHKRAMARZ@AOL.COM

Dinner Menu



The Dinner Menu:

*House Garden Salad,
Chicken Parmesan, Italian Green Beans, Cheese
Crostini*

Vegetarian Option

*This is the Chef's Choice at dinner time. There is no
advance menu.*

*If you wish a Vegetarian dinner please advise your
team captain to order it.*

Coffee and Cookies will be served in the Penthouse

Dinner Responsibilities

Lou Pelton is responsible for giving Bratenahl 1 our reservations for dinner. This he does by Saturday morning to give their **Chef** adequate time to order food. Please call your team captain and let him know if you are coming to dinner by the Thursday prior to the meeting.

Below is the list of Team Captains and their phone numbers and e-mail addresses.

TEAM CAPTAINS - TELEPHONE & E-MAIL

TEAM 1 LOU PELTON
440-666-6695

LOUPELTON305@GMAIL.COM

Upcoming Events



BULB & IRIS SALE – Our annual bulb and iris sale will take place on Thursday, Friday and Saturday October 11, 12 and 13 from 10AM to 4PM each day. It will be held at the Rockefeller Park Greenhouse.

Tip of the Hat



- To **Fred Robinson** for organizing the Summer Outing for our members at West Creek Reservation

Regional Club News

The Gardeners of Greater Akron (GoGA) held their annual horticulture show in August – one month before our club does. I’ve been attending their show for years. In fact, they were the inspiration for our show, helped us get started, and trained Julie Henry, Mark Occhionero and me as judges. But up to this year I’ve never entered their show.

The three plants I entered in 2018 (multiple succulents in one pot, potted thyme and an African violet) all got blue ribbons. The thyme and the violet also won best of section. The violet then went on to win second place for “Best of Show.” I was pleased with the results. I’m telling you this to demonstrate the connections between the NE Ohio clubs.



The Men’s Garden Club of Youngstown (MGCY) always judges the GoGA Show. This year they needed a clerk, so I worked with them. That was a great learning experience to watch two of the most experienced judges in the country do their job (John Schinker and Rodney Toth). In turn, I was able to tell them that Mark’s fertilizers and grow lights helped produce the winners.

Years ago, I asked Vince Staffileno about the national club. Vince told me that the greatest benefits were being part of a larger group and the interaction between the clubs. Last week’s GoGA horticulture show was an outstanding example.

Tom Davis

Plastic Containers



Plastic Bottle Plant Hydration

Recent items in the news have highlighted problems associated with disposable plastic drink containers. While sources may differ on statistics, even low end estimates are alarming. Americans consume billions of gallons of bottled water annually. While most is merely tap water, it is less regulated than what we drink from the faucet and costs up to 1000 times more. We can also expect to pay more for trash disposal as new landfills need to be developed by reuse companies.

Less than 20% of the bottles are recycled and it takes 400-1000 years for plastic bottles to fully degrade. China once imported a majority of our recycled plastic but has recently discontinued the practice. Ocean currents have concentrated huge islands of discarded plastic in the Atlantic and Pacific oceans creating dead zones contaminating the water and harming wildlife.

The good news is gardeners can do their small part in protecting the environment while saving money and effort when watering their plants. All you need are: 1-2 liter sized clean plastic bottles with caps attached; rubber bands or nylon cord; old nylon hosiery or weed barrier fabric; and a utility knife. Dig a hole next to the root ball of the targeted plant deep enough to bury a bottle with the bottom end up and exposed. Cut out the bottom and attach a layer of hose or weed barrier with cord or rubber bands. This barrier will keep out leaves and other debris. Poke holes along the side of the bottle on the side facing the root ball. Bury the bottle with the bottom up and fill with water. Soil pressure will allow only a small amount of water at a time to seep out.

Tomatoes and peppers should require 2 bottles per plant while larger perennials and shrubs may require twice that many. If you’re worried about the appearance of your beds, a layer of mulch can hide the bottles. Reports of deteriorating plastics causing cancer have been discredited through medical research. .

From the September 2018 Youngstown MGCY Germinator

Summer Outing at West Creek Reservation



“We Speak for the Creek”

All of us that attended this summer’s outing to the Watershed Stewardship Center at West Creek Reservation will speak its praises.

Our group included Fred Robinson, Bob and Sandra Pindell, Keith Bieht, Lou Drasler, Jay and Joyce Nesbit, and myself. Our host/guide Debra, a well-educated and long-time employee of Cleveland Metroparks, shared her passion and reasons for dedication to the West Creek Center’s mission.

This relatively new, 326-acre reservation is designed as a natural living laboratory for storm water management and an educational resource center dedicated to protecting and enhancing the health of urban watersheds. It came about through a grass root effort of the Parma community when the city was deciding what to do with their old landfill. If you get a chance to visit, you be amazed by the restoration of this degraded area.

On our interesting tour of the center and the grounds, we discovered that watershed stewardship and sustainability was practiced both inside and out. Examples inside include the second hand furniture, a carpet made from recycled plastic water bottles, and natural lighting in every room. Examples outside are raingardens, permeable concrete sidewalks, a garden roof, and large native plant meadows.

Outstanding as our tour was, the center hosts all kinds of events. August featured a rain barrel workshop and an annual Nature Bash. Coming up next is the annual Cleveland Pollinator & Native Plant Symposium on

Friday, Sept 21 from 8 am to 4:30 pm. To register go to: www.clevelandpollinatorsymposium@gmail.com.

By Deb Kramarz

Fall Lawn Care



FALL LAWN CARE CALENDER

FALL MOWING - Continue to follow the "One-Third Rule," never removing more than one-third of the plant. (If you set your mower to mow at 3.0 inches, mow before the grass reaches 4.5 inches tall.) Don't leave grass any longer than 3 to 4 inches going into winter. Long grass can mat, encouraging snow mold. Take your last cut about 0.5 to 1.0 inch lower than your normal mowing height to discourage matted grass and snow mold. **TIMING** –

SEPTEMBER TO NOVEMBER

FALL FERTILIZATION - At least 50 to 75 percent of home lawn fertilizer applications should be made between Labor Day and Thanksgiving. Around Labor Day is a good time to apply 1 lb. N/1,000 square feet to encourage strong roots for overwintering. Make sure plants have recovered from summer heat stress and are actively growing. A single fertilization later in fall is all many home lawns need. If you fertilize only once a year, make a single application (1 lb. NITROGEN/1000 square feet) between Halloween and Thanksgiving, about 2 weeks after your last mowing. Most home lawns with modest expectations do just fine with a single late-fall fertilization.

Do not fertilize during "Indian summer" -- a warm period following hard frost. This may cause excessive top growth, reduce root storage, and increase winterkill. The best window for fall application is after top growth stops, usually after 10 days when the average daily temperature has been below 50 degrees F. Roots will continue growing and taking up fertilizer until the ground freezes. **TIMING –MID-SEPTEMBER TO MID-NOVEMBER**

FALL LEAF REMOVAL - Shred fallen leaves with a mulching mower or collect leaves and compost them before snowfall mats them down, which can kill turf.
TIMING – OCTOBER TO NOVEMBER

FALL AERATION - Lawns plagued by compaction or thatch or heavy clay soil (usually not a problem on ryegrass lawns) will benefit from core aeration. A core aerator punches small holes in the lawn and pulls out the cores, increasing the infiltration of water, nutrients and air into the soil. It is most effective as temperatures begin to cool and soil moisture is adequate. **TIMING – SEPTEMBER TO OCTOBER**

WEED CONTROL - Post-emergent herbicides are particularly effective on broadleaf weeds in fall. That's because the weeds are storing up nutrients for the winter and move the herbicides down into the roots along with the nutrients, giving a better kill. If ground ivy (creeping Charley) is a problem, any product with 2,4-D can provide good control when applied immediately after the first frost. **TIMING – SEPTEMBER TO OCTOBER**

Gardening Tips



SAVING SEEDS

- Collect flower heads that are just about dry and wait until they release their seeds.
- For vegetables and fruit remove the seeds from the fruit, place them on a clean white cloth and allow them to dry. Put the seeds in a container and place them in a cool, dark, and dry location until you are ready to use them next spring or summer.
- Remember any time a seed feels moist and warm that is its signal to germinate.
- Place your seeds in an airtight glass jar with a rubber gasket on top. This will help keep the moisture out. You can put all one type of seed

per jar or different types of seeds inside individual envelopes and store them all in a single jar. Place in the refrigerator for the best storage environment.

GARDEN CLEAN-UP tops the list for your September/October garden list. After plants have stopped producing, remove vines, dead stalks, and other plant debris along with stakes, string, black plastic mulch, and other man-made objects. Store and/or discard appropriately.

PERENNIAL PLANT DIVISION The fall is an ideal time to divide perennials. The main division can stay in the same location or moved depending on your garden plan. The remaining divisions can be stored in a weather protected location and then given to friends or saved for the GOGC May Plant Sale.

Club Member Gardening Information



Hope you've been enjoying a great summer in your garden. As you may know, as a member of our Club, I volunteered to touch base with you and other members of our Club to ascertain your main gardening interest (mine, for example is dahlias) and to find out whether you'd be willing to informally share your knowledge of it with one or more of our members during dinner at a forthcoming meeting.

My job is to develop a summary listing of the responses I receive that will be published in one of our upcoming Spades. Therefore, I would appreciate your responding by email to this notice at your earliest convenience by: 1) identifying your area and/or areas of interest and 2) by indicating whether or not you'd be willing to share your experience with fellow club mates.

Thank you for your response.

Cordially, Hank Doll

September in the Willott Iris Garden

In September a few of the bearded irises in the garden start putting up bloom stocks and will try to bloom until the first real heavy frost. The rest of the bearded irises are getting ready for winter by shedding their leaves, oldest first, until by mid to late November the bearded irises are down to leaf fans that are only a couple of inches high. As they cut down on leaves they add roots all of which helps survive the winter and be ready to go in the spring.

We help the process along by grooming the irises, removing or trimming back the dead leaves, which allows better air circulation around the plants, removes pest eggs and makes the garden look much neater. We can use your help with the grooming and fall weeding. Someone is in the garden to guide your work Tuesdays, Wednesdays, Thursdays and Saturdays weather permitting from 10 AM until 2 PM.

The irises we have in pots do the same things as the irises in the ground which makes it a great time to plant potted irises. It is a very simple process and we can tell you how to do it in less than a minute. Of course, the irises can stay right in their pots until spring or even next summer with no problem. They are priced the same as the spring plant sale, the more you buy the cheaper they get.

We have a lot of different potted irises available for sale from the Willott Iris Garden. At last count nearly 80 different cultivars. In some cases only one or two pots of each kind and they are subject to previous sale so there is no way to know what we will have tomorrow. Here is the list of what we have right at the moment: Apricot Tart, Aurora's Blush, Antigone, Alley Cat, Aztec Gown, Aztec Prince, Balmy Breeze, Blushing Dancer, Bottled Sunshine, Bravissimo, Buttered Ruffles, Calypso Gold, Cuss a'blue Streak, Cherry Curls, Dainty Design, Drama Queen, Dewy Fresh, Dream Waltz, Druid Circle, Ecru Echo, Emerald Star, Enchanted Princess, Exotic Artistry, Festive Glow, Firebreather, Geauga Lake, Ghost Dancer, Glacial Beauty, Grape Orbit, Gypsy Romance, Hallucination, Harlem Nocturne, Headlands Beach, Heavenly Spirit, Hers, Honey Cat, Honey Not Tonight, Indian Chief, Inner Peace, Jolly Jester, Jump Start, Lady in Red, Laurelwood, Lemon Charm, Lemonada, Little Showoff, Little Violet Charm, Low Ho Silver, Maslon, Midsummer Night's Dream, Molten

Lava, Night Ruler, Noble Warrior, Novelette, Picasso Kiss, Pilgrim's Choice, Poet Laureate, Princess Bluebeard, Princess Elexis, Prisoner, Queen Dorothy, Radiant Burst, Rare Edition, Raspberry Blush, Royal Silk, Ruby Slippers, Sabrina's Kiss, Silvery Satin, Smuggler, Star Woman, Stairway to Heaven, Sunny Citrus, Trillionaire, Ultralight, Up And Atom, Vegas Lights, Wedding Guest, Yanquina Blue.
Bob Pindell

New Plants to Consider for Fall Planting

Hibiscus 'Pinot Noir'



The boldness and exquisite colors can really only be appreciated when seen in person. 'Pinot Noir' has exceptionally large, 8-9" flowers that are light lavender with maroon centers and hints of pink in the petals. Like all hibiscus, 'Pinot Noir' does best in [full](#) sun and remember to give it plenty of water and fertilizer to so it reaches its fullest blooming potential.

Azalea 'Bollywood'



Add vibrant color to your spring garden with [Azalea 'Bollywood.'](#) Prolific, deep pink flowers appear in late spring, and the variegated green and white foliage is attractive in any season. This compact plant only grows 2' tall making it ideal for the garden border or a container. Hardy in zones 5-9.

2018 National Convention News

During the 2018 TGOA/Men's Garden Club National Convention held in Fort Wayne two of our members contributed and/or received awards. They were Tom Davis and Larry Kell.


The photo below shows Tom giving his talk on "Birding". You may remember that he gave the club this presentation during one of our meetings early in the year.



The photo below shows Tom receiving an award for "Horticultural Achievement"



The photo below shows Tom Receiving the "Delbert Dunbar Award" for outstanding activity in the Central Great Lakes Region.



Larry Kell received a Green Bronze Award for leadership in the Region. – There was no photo due to the retiring disposition of the recipient.

Horticulture Show 2018

In 2012 we started having a small horticultural show for our September meeting. The first year we had only a few entries, but every year since then the show has grown in size and quality. This year we hope that even more members will enter plants, fruits and vegetables. We have added some sections to allow for a larger variety of entries. This announcement is early to let you start planning your entries for September 10, 2018.

You can make up to five entries per person. There will be clerks at the show to help you with the final preparation of your entries. Ribbons will be awarded. There will be "Best in Show" and "Peoples' Choice" (popular vote by all present) awards made again this year. Prize winning, or unusual entries will be discussed to carry out the theme of Gardening Education.

What's New in 2018?

There will be a "Novice" category for some sections for people who haven't entered the show before. This gives new participants an extra opportunity to win a ribbon. The Horticulture Judges – guests and the 3 from our own club – will limit their own entries to 2 or 3 items. This gives other members more of a chance to win. Only members of the Gardeners of Greater Cleveland will be eligible for the "Best in Show" and "Peoples' Choice" Awards. There will be new sections (categories) for entries this year.

The entry must be your property. You can submit a purchased plant if you have owned and taken care of it for **at least two months.** (Must be purchased before **July 10, 2018.**)

If you have questions or suggestions, please see Mark Occhionero, Show Chairman, Julie Henry or Tom Davis. All three of these members are Accredited Horticulture Judges.

What will your entry be?

Prepared by Tom Davis

Horticulture Show 2018 Schedule (Classes and Rules)

2018 GoGC Horticulture Show September 10, 2018 Show Announcement and Schedule

In 2012 we started having a small horticultural show for our September meeting. The first year we had only a few entries, but every year since then the show has grown in size and quality. This year we hope that even more members will enter plants, fruits and vegetables. We have added some sections to allow for a larger variety of entries. We are also introducing a “Novice” category for people who have not entered before. This announcement is early to let you start planning your entries.

- **The Horticulture Show is an educational opportunity for our members. The national judging manual stresses that all club members are expected to enter the show if they are able. We have made several changes this year to help members enter the show and succeed.**
- You can make up to five entries per person.
- Clerks will be present from 5:00 to 6:15 to receive entries and help you with the entry card and staging the entry. We supply paper plates, etc.
- Ribbons will be awarded. There will be “Best in Show” and “Peoples’ Choice” (popular vote by all present) awards made again this year. Only members of the Gardeners of Greater Cleveland will be eligible for the two top awards.
- If you have not entered the show before, you will be judged as Novice. Just tell the clerks when you arrive that you are a first-time exhibitor. This will give new exhibitors a chance to hone their skills. We have marked the sections below that are Novice eligible.

- Prize winning or unusual entries will be discussed to carry out the theme of Gardening Education.
- Judges will come from the Central Great Lakes Gardeners Region.
- The show committee reserves the right to modify this schedule at a later date.

Please read the information below! Every year someone is disappointed because they don't follow directions and don't win a ribbon.

We have these sections for the show this year:

1. **Cut Annual Flowers in a Container** -Three specimens of the same variety of small flowers or one for larger blooms. **Novice entries welcome.**
2. **Cut Dahlia flowers in a container** - Include 1 or 2 leaves on a shoot. Three specimens of the same variety of small flowers OR one of larger blooms.
3. **Cut Perennial Flowers in a Container** -Three specimens of the same variety of small flowers or one of larger flowers. **Novice entries welcome.**
4. **Small Vegetables** – Enter three specimens of smaller items (tomatoes, peppers, onions, and other smaller vegetables). All vegetables should include a stem. Stems may be trimmed but should be at least ½ inch. Cherry tomatoes must be displayed by the cluster. **Novice entries welcome.**
5. **Larger Vegetables** – Enter one specimen of larger vegetables such as eggplant. All vegetables should include a stem. Stems may be trimmed but should be at least ½ inch. **Novice entries welcome.**
6. **Small potted plants** (up to a 6-inch pot). It may hold a single plant or several plants of the same species and variety. The plant can be of any type except succulents. **Novice entries welcome.**
7. **Small potted succulents** - (up to a 6-inch pot). It may hold a single plant or several plants of the same species and variety. The plant can be of any type of succulent including cacti.
8. **Larger potted plants** (6 to 12 inch pots). It may hold a single plant, several plants of the same type or up to three different plants. The plant(s) can be of any type except succulents.
9. **Larger potted succulents** (6 to 12 inch pots). It may hold a single plant, several plants of the same type or up to three different plants. The plant(s) can be of any type of succulent including cacti.
10. **A branch** (12 to 30 inches in length) in a container. **A) Foliage Only. B) Foliage and Flowers. C) Foliage and Fruit.**
11. **A single leaf** (like a Hosta Leaf) in a container.

Purpose of the Gardeners of Greater Cleveland

12. **One dish garden per member up to 14 inches in diameter.**
13. **One hanging basket entry per member.**
14. **Fruits** - One specimen of larger fruits such as apples, peaches, etc.
15. **Fruits** - six specimens of smaller fruits such as berries. **Novice entries welcome.**
16. **Herbs** - One stem of herbs such as rosemary, mint, borage, etc. **Novice entries welcome.**
17. **Potted herb plants** (see 7 and 8 above).
18. **Any of the above in an unusual or whimsical container.**

Judging Requirements: (please read carefully!!)

1. The specimen must be properly identified with the plant name **and the variety**. We will supply entry forms and give you help filling them out.
2. **The specimen must be your property**. You can submit a purchased plant if you have owned and taken care of it for **at least two months**. (Must be purchased before July 10, 2018.)
3. **Any submission must be disease and insect free.**
4. The specimen should be as perfect a sample as you can find. For example, a Hosta leaf should not be damaged or sun-scorched, and should be typical for the variety.
5. Individual leaves and stems should be supported so just the bottom of the leaf – or no leaf on a stemmed plant – is in the water. They should be upright. You can use plastic wrap or aluminum foil to support the leaf or stem in the container. Just wrap it around the stem at the bottle neck. Use a plain container like a pop or beer bottle without a label.
6. Fruit and vegetables should be on a plain, white paper plate.
7. Potted and hanging plants should be “groomed” with all dead leaves and spent flowers removed. The pot must be clean. Fancy pots don’t win; good plants in clean pots do.
8. Orchid leaves are not judged, just the flower.

Bring your entries to the Penthouse of 1 Bratenahl Place between **5:00 and 6:15 PM** on September 10. Any entry after 6:15 will be **disqualified**. Use the elevators at either end of the corridor on the ground floor. The Penthouse is on the top floor. Please contact the Show Chair, Mark Occhionero, Julie Henry or Tom Davis with any questions.

Good luck!

Mark Occhionero, 2018 Horticulture Show Chairman

The purpose of the **GARDENERS OF GREATER CLEVELAND** is to provide members with a better understanding of all varieties of gardening through our monthly meetings, our newsletter **THE SPADE** and our website, www.gardenersofgreatercleveland.org.

Also we promote horticulture in our community by installing and caring for gardens at various community service facilities such as the VA Hospital, Joseph Home, and Malachi House among others.

Meetings are held the second Monday of each month, September through June, at 6PM at 1 Bratenahl Place, Bratenahl, OH.

Membership is open to residents of the Greater Cleveland Area including Cuyahoga, Geauga, Lake, and Lorain counties. To join contact us via Lou Pelton, our Membership Chairman at loupelton305@gmail.com or write to him 305 Woodstock Rd., Eastlake, OH 44095.

Gardeners of Greater Cleveland



The Gardeners of Greater Cleveland (GOGC) is an organization of men and women who have joined together to learn about gardening as well as to share their experiences and enjoyment of gardening with others and with their community. Their meetings are:

WHEN -- *Second Monday of each month
September through June*

WHERE – *1 Bratenahl Place, Bratenahl, OH*

TIMES - *Social Hour 6:00 PM
Dinner 6:45 PM
Meeting 7:45 PM*

GOGC Executive Board

CLUB OFFICERS

<i>PRESIDENT</i>	<i>DAVE DAWSON</i>
<i>1ST VICE PRESIDENT</i>	<i>JULIE HENRY</i>
<i>2ND VICE PRESIDENT</i>	<i>JONNY PRELL</i>
<i>SECRETARY</i>	<i>JODITH JANES</i>
<i>TREASURER</i>	<i>JOHN BUDNIK</i>
<i>ASS'T TREASURER</i>	<i>ANDY KOSIOREK</i>

DIRECTORS

<i>JANE DAVIS (18)</i>	<i>JOYCE NESBIT (18)</i>
<i>RON HARTMILLER (18)</i>	<i>PHYLLIS DONNELLY-ENGOLD (19)</i>
<i>OPEN (19)</i>	<i>VINCE STAFFILENO (19)</i>
<i>KATHY KOSIOREK (20)</i>	<i>PAT BOGGINS (20)</i>
<i>HANK DOLL (20)</i>	

GOGC Committees


STANDING COMMITTEES

<i>AWARDS -</i>	<i>FRED ROBINSON, HANK DOLL</i>
<i>CBG LIAISON</i>	<i>JANE DAVIS</i>
<i>COMMUNICATIONS</i>	<i>VINCE STAFFILENO (SPADE) JONNY PRELL (SPADE, WEBSITE-SOCIAL MEDIA) ----- (PUBLICITY), LARRY KELL</i>
<i>FINANCE</i>	<i>JOHN BUDNIK, ANDY KOSIOREK, JULIE HENRY (CHAIR)</i>
<i>INCOME PROJECTS -</i>	<i>DAVE DAWSON, JULIE HENRY (PLANT SALE); PAT BOGGINS, VINCE STAFFILENO (BULBS SALE); JOHN BUDNIK, RON HARTMILLER, JULIE HENRY (AUCTION-RAFFLE)</i>
<i>NATIONAL</i>	<i>TOM DAVIS</i>
<i>MEMBERSHIP</i>	<i>LOU PELTON, LARRY KELL</i>
<i>PROGRAM</i>	<i>KATHY KOSIOREK</i>
<i>SCHOLARSHIP</i>	<i>FRED ROBINSON, HAROLD DAVIS</i>
<i>SERVICE PROJECTS</i>	<i>BOB RENSEL</i>

SPECIAL COMMITTEES

<i>1 BRATHENAHL PLACE</i>	<i>TOM SEGELIN</i>
<i>ARANCINI LIASON</i>	
<i>FRIENDS OF GREENHOUSE</i>	<i>VINCE STAFFILENO, JOYCE NESBIT</i>
<i>HORTICULTURE SHOW</i>	<i>MARK OCCHIONERO, JULIE HENRY</i>
<i>NOMINATING</i>	<i>BOB PINDELL</i>
<i>WELLNESS/MEMORIALS</i>	<i>VINCE STAFFILENO, TEAM CAPTAINS</i>
<i>WILLOTT IRIS GARDEN</i>	<i>BOB PINDELL, RON HARTMILLER</i>

Musings



AGAINST IDLENESS AND MISCHIEF

How doth the little busy Bee
Improve each shining Hour,
And gather Honey all the day
From every opening Flower!
How skillfully she builds her Cell!
How neat she spreads the Wax!
And labors hard to store it well
With the sweet Food she makes.
In **Works** of Labor or of Skill
I would be busy too:
For Satan finds some Mischief still
For idle Hands to do.
In Books, or **Work**, or healthful Play
Let my first Years be past,
That I may give for every Day
Some good Account at last.

By Isaac Watts



LABOR DAY

Live as if you were to die tomorrow. Learn as if you were to live forever.

Mahatma Gandhi

Life isn't about finding yourself. Life is about creating yourself.

George Bernard Shaw

Do not go where the path may lead, go instead where there is no path and leave a trail.

Ralph Waldo Emerson

Only in darkness can you see the stars.

Martin Luther King

Start by doing what's necessary; then do what's possible; and suddenly you are doing the impossible.

Francis of Assisi

It does not matter how slowly you go as long as you do not stop.

Confucius

"THE SPADE"

GARDENERS OF GREATER CLEVELAND
VINCE STAFFILENO - EDITOR
9960 ROSEWOOD DR.
CHARDON, OH 44024

FIRST CLASS MAIL